



Solawash FX 1000 PCB Locations

1U01.GSD - Upload file for the Display board.


2U01.GSD - Upload file for the Pan/Tilt board.

3U01.GSD - Upload file for the Focus, Frost, Zoom, Iris board.


4U01.GSD - Upload file for the Color1, CTO, Cyan, Gobo1 Rotate, Magenta, Yellow, Gobo1 board.

5U01.GSD - Upload file for the LED Control board.

Base:




1U01:
Display




6U01:
LED Control Board

Yoke:




2U01:
Pan/Tilt

Head:



4U01:

Animation, Animation Rot, Gobo1,
Gobo1 Rot, Gobo2, Color Wheel,
Iris



3U01:

CTO, Cyan, Magenta, Yellow

5U01:

Focus, Prism, Zoom, Frost